

Abbey Road South Wimbledon, SW19 2LZ

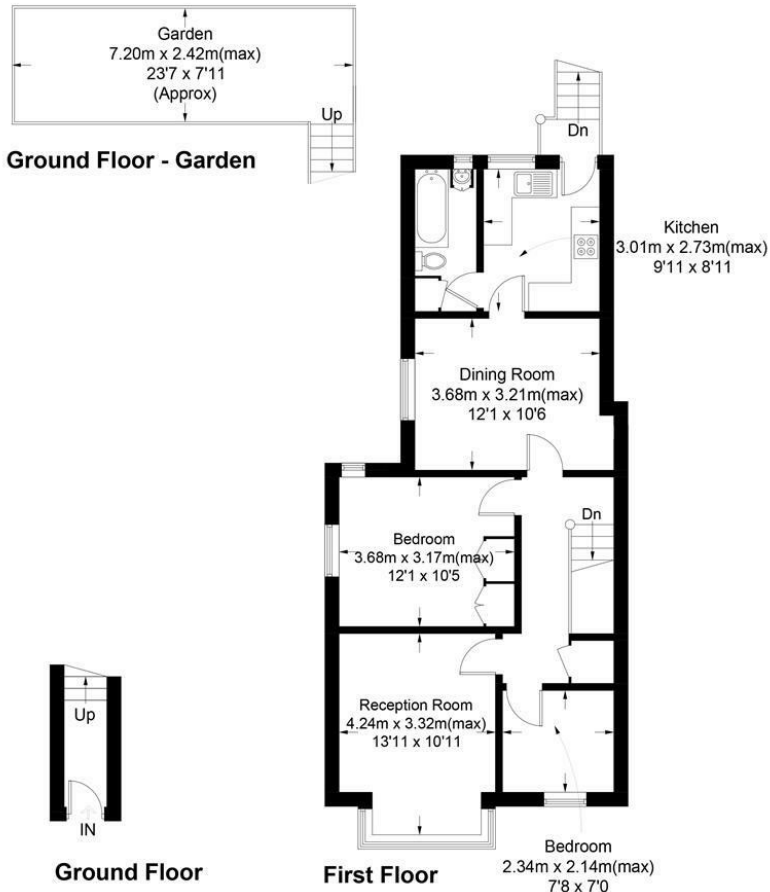
£399,950 Leasehold - Share of Freehold



TOP FLOOR PURPOSE BUILT TWO / THREE BEDROOM MAISONETTE located close to South Wimbledon Tube Station and being sold with **NO ONWARD CHAIN. SHARE OF FREEHOLD** and possibility to extend into the loft. Private garden. Book your viewing today and don't miss out!

Abbey Road, SW19

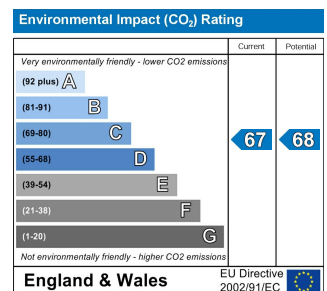
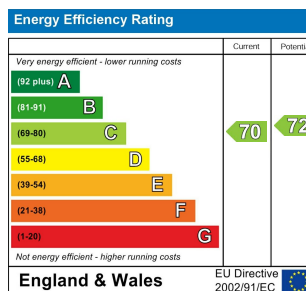
Approximate Gross Internal Area = 69.2 sq m / 745 sq ft



This floor plan is for representation purposes only and is not drawn to scale.
The Gross Internal Area includes outbuildings shown on the plan.
Whilst every attempt has been made to ensure the accuracy of the plan measurements of doors, windows and rooms are approximate only and should be checked before making any decisions reliant upon them.
Copyright Bespokeplans.co.uk (ID 484121)



- Two / Three Bedrooms
- Share of Freehold
- Private Garden
- No Onward Chain
- Close to South Wimbledon Tube Station
- EPC Rating: C



For Free Mortgage Quote and Best Mortgage Rates, call an Ellisons Mortgage Advisor on 020 8544 0518



Although these particulars are believed to be correct, their accuracy is not guaranteed and they do not form part of any contract.

Celebrating 30 years of successful Sales and Lettings in Merton

